



Follow these simple instructions to access your mobile parking pass using the **Ticketmaster App** on your smart device. There are no print at home options for your mobile tickets or mobile parking passes. **Your phone is your ticket!**

**step one:**

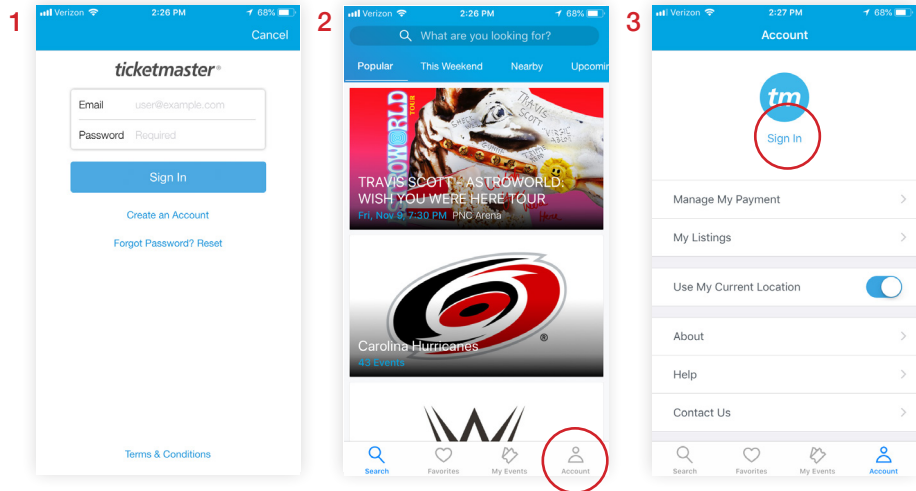
Go to your Ticketmaster App on your smart phone

**step two:**

Click on 'Account' located at the bottom right

**step three:**

Tap Sign-In



**step four:**

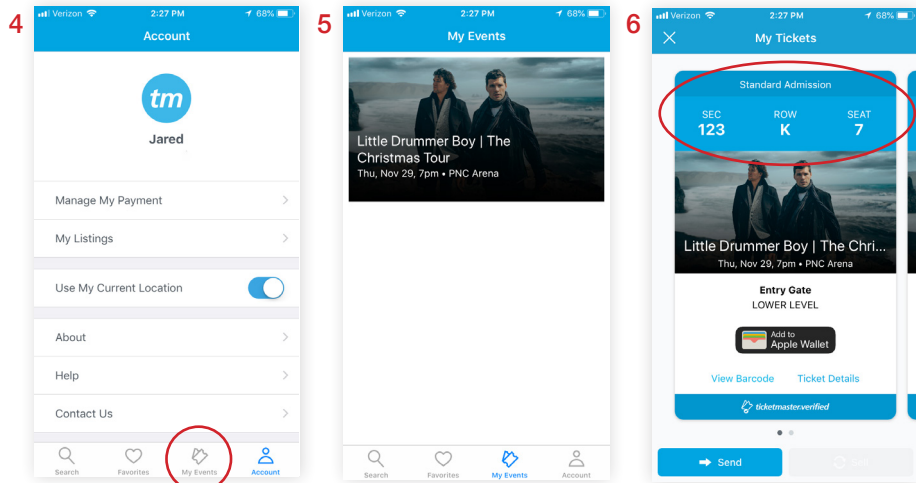
Once signed in tap 'My Events'

**step five:**

Select the event you need access to parking for

**step six:**

This is access to your ticket information. Scroll to the right to view additional tickets and then your parking pass.

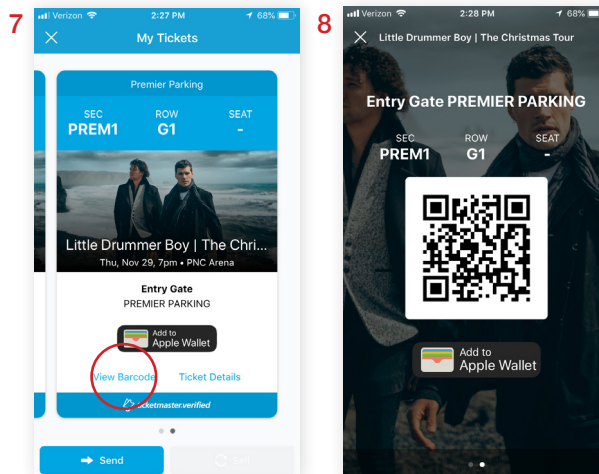


**step seven:**

This is your parking pass. Click 'View Barcode' to access.

**step eight:**

Once you tap 'View Barcode' the QR code will appear. The cashier will scan the QR code on your phone to verify the pass.



Duplicates will not be accepted.